

Evangelism through Youth Education

Alan W. Gumm

[Chicago Pastoral Conference, Crown Point, Indiana, January 19-20, 2004]

“Let the little children come to me, and do not hinder them, for the kingdom of heaven belongs to such as these” (Matthew 19:14). All too often in our society today parents have forgotten that command of our Lord. Unfortunately, children have become everything from a status symbol to an unwanted burden. Children are being discarded physically, emotionally, mentally and spiritually like landfill refuse instead of being considered a precious gift from our heavenly Father. It’s a sad commentary on our society when one considers that a family pet is better fed and better loved than a child.

Jesus demanded and commanded that little ones be brought to Him. If parents aren’t going to take this responsibility seriously, then the church better take up this responsibility with great fervor. We will want to do everything in our power to nourish the souls of the children of our congregation with the precious, soul-saving Gospel and to reach out with that Gospel to those children who are starving. Jesus told His Church, “Feed my lambs.” Are we letting the little lambs starve? Are we doing everything that we can to give a well-balanced diet to those little lambs? Are we doing everything in our power in our communities and neighborhoods to feed the lambs that are hungry and starving for the nourishment of God’s Word?

Our Synod has set its goal of taking God’s Good News of sinful mankind’s salvation through Jesus Christ to the four corners of North America. Let us not just set our sights on reaching adults with that Gospel, but let us set our sights on reaching families, parents, grandparents, and most of all children—from newborn to teens. It is going to be a whole lot of work, but the Lord promises rich, abundant blessings upon our humble efforts.

Jesus commanded His Church to feed His lambs. Let’s get to work because so many of His little lambs are starving. May the Lord richly bless any use of this paper and the other papers presented at our conference today and tomorrow.

I would like to thank Pastor Mike Hintz, WELS Evangelism Administrator, for his help in compiling some of these materials. I also would like to express my sincere gratitude to the Lord of the Church for giving me the privilege to implement some of these programs and for His boundless blessings upon all efforts.

Soli Deo Gloria!

Child Evangelism

Part One: Involving Children in Personal Witness Children Are “Natural” Witnesses

- Children are “Natural” Witnesses
 - They know: (simplicity of faith)
 - People go to hell without Jesus
 - Jesus died for all
 - God wants all to be saved
 - The Gospel works
 - Jesus wants us to be his witnesses
 - They are curious: (openly asking questions)
 - Do you go to church?
 - Why don’t you go to church?
 - Do you believe in Jesus?
 - Why don’t you...?
 - Why did... have to die?

- Why does.... say bad words?
 - They are uninhibited:
 - Smoking kills you.
 - If you don't believe in Jesus, you will go to hell.
- Children Need Role Models—"Evangelism is most often caught rather than taught."
 - Do you have a *Friends Who Need Jesus* (personal mission) list? How do you demonstrate your passion for the lost? Do you talk about the people on your list? Pray about them? Talk about your personal faith? What is your involvement in the church's evangelism program?
 - Involve the home. Friends Who Need Jesus—FWNJ list. Specific assignments, i.e. - Talk about a Bible or hymn verse telling how you would explain it to an unchurched person. Who will you pray for specifically in your home devotions this week? Who will you invite to the next first time invitational opportunity?
- Children Need Witness Training
 - Use the FWNJ list.
 - Focus your effort. The empty chair. Specific prayers.
 - Have children explain how to use specific memorized Bible verses in witness, i.e., John 3:16, Ephesians 2:8-9, Romans 6:23, Job 19:25-27.
 - Have the children prepare/write a personal testimony/confession of faith and how they can use it in witness.
 - Have the children explain how to use specific memorized hymns verses in witness, i.e., 145, 152, 384, 391, 446.
 - Use the Apostles' Creed. Younger children can use pictures (either ones they have colored or cut out from lessons) to tell about Father, Son and Holy Spirit. Older children can write a summary of the creed in their own words to express what they know and believe.
 - Role play. Both witness and invitation. Practice answering people's questions and objections. Remind them of our "witness support" system, pastor, teacher, parent, friends.
 - Conduct mini-witness clinics. FWNJ list. Specific examples. What has been tried. What has worked/not worked. Specific prayer. Specific invitation.
- Children Need A Witness Format
 - The Wordless Book
 - God's Great Exchange (children's format)
 - One Verse Method
 - Handy Witnessing
 - A memorized Bible verse
 - A memorized hymn verse
 - A Bible Story
 - Examples:
 - Genesis 22:1-19 - Abraham is tested.
 - Mark 2:1-12 - Jesus heals a paralytic.
 - What characteristics of God (Jesus) will they see?
 - What do we learn about human nature from the story?
 - How can people see themselves in the story?
 - What is the main point of the story?
 - With what kind of person can the story best be used?
 - How would you teach specific law—specific gospel in the story?

Part Two: Reaching Out To Children

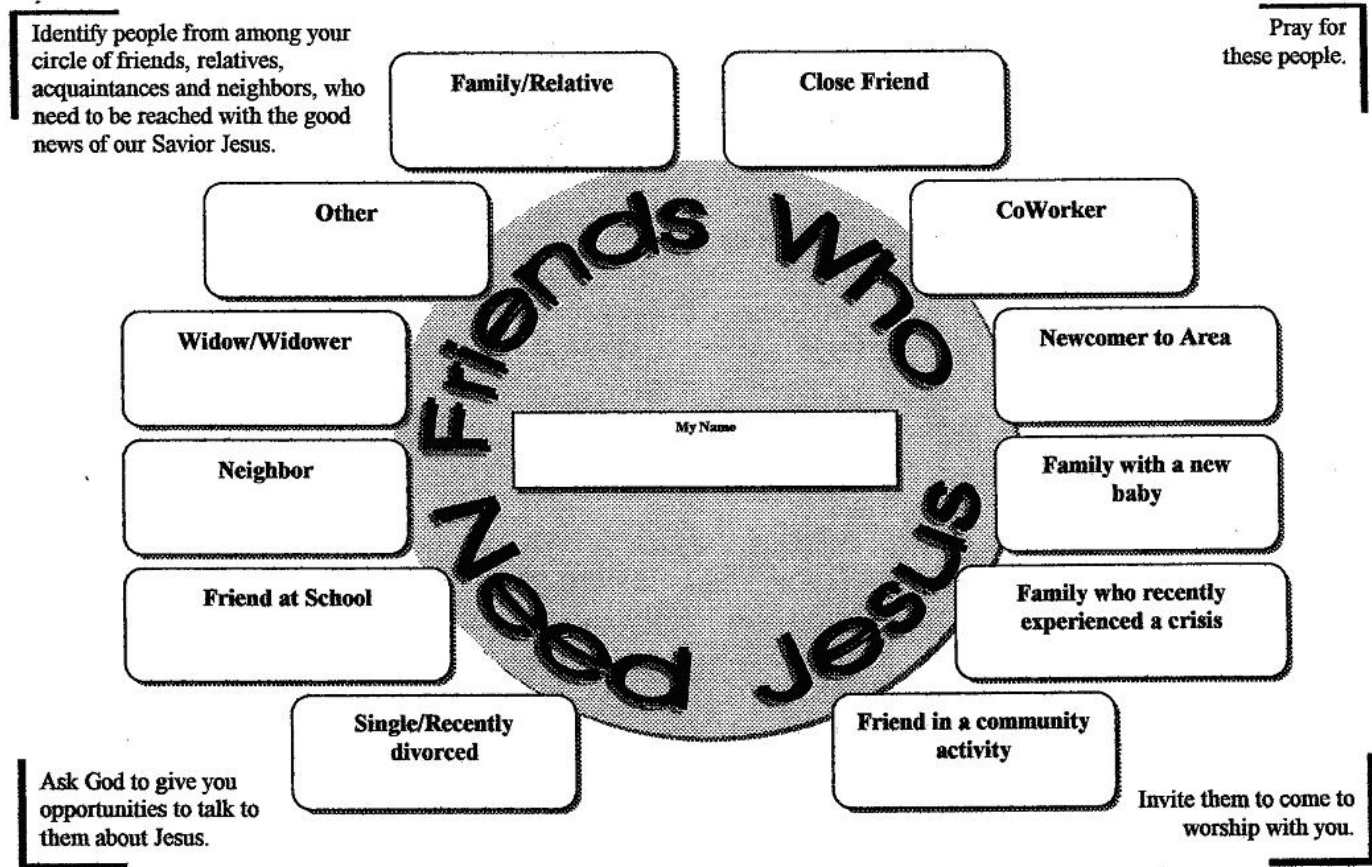
1. See your entire children's ministry program as a single unit not as separate (or even) competing entities. This includes the LES, SS, VBS, Summer Day Camp, One day events as Christmas for Kids, Pioneers, A midweek after school program (latch key), Story Hour for children, Mother's Day Out program, Public school confirmation class, etc.
2. Keep in mind the mission/purposes/objectives of your children's ministry program. (Examples: VBS, Christmas for Kids)
3. Recruit for each program to the maximum. (With current staff, how many more students could be added to your school enrollment?)
4. Develop a specific congregational children's prospect list. (Mailings/invitations both to the family and to children.)
5. Plan to conduct several outreach activities and first time invitational events each year. (How many?
Answer: That depends!)

Brainstorm: List your best idea and your silliest/craziest/most outlandish idea for an invitational opportunity or outreach activity for use in your children's ministry program.

Best Idea:

Silliest Idea:

6. Outreach activities and events ideas
 - Day Camps (Theme ideas: music, athletics, crafts, science, math, etc.)
 - Christmas/Easter for Kids (A one day mini-VBS)
 - Lock-in
 - Friendship Sunday (led by children)
 - Balloon release
 - Camp outs
 - Excursions/trips
 - Story Hour
 - Holiday group singing in a mall
 - Mall/fair booth
 - Holiday flyer distribution in neighborhood with invitation
 - Nursing home visitation
 - Parade (or float in a parade)



Easter Egg Hunt

1. **Schedule a Date and time**—Typically the Saturday before Easter to allow our own members to come if they travel—*2 months ahead*
2. **Volunteer to publicize in papers**—Perhaps the Preschool could stuff eggs again this year for free publicity—*1 month ahead*
3. **Update Easter egg sign we already have**—*2 months ahead*
4. **Decide on Skit to reinforce message**—*2 months ahead*
5. **Acquire about 1200 eggs**—We currently have about 700, an arts and crafts store like Hobby Lobby usually sells them for about \$.50/dozen—*2 months ahead*
6. **Order supplies to stuff eggs**—Usually this has been done through Oriental Trading. Great care needs to be taken to order age appropriate candy and other Easter goodies (e.g. under age 8 Lollipops with loops, toys that are not choking hazards, etc.), usually costs about \$250
7. **Bags to put eggs in**—These are usually through Oriental Trading, preferably with handles. They must be able to hold at least 10 eggs. The cost is approx. \$15—*1-2 months ahead*
8. **Volunteers**—Approximately 10 are needed to staff the event. One person per group:
 - Under 3 (300 eggs)
 - 3-5 (350 eggs)
 - 6-8 (300 eggs)
 - 9 and over (250 eggs)
 - One person to lead music

- 2 people to register names and addresses of visitors
- 2 or more for skit or drama to reinforce Easter message
- About 2 for cleanup
- 1-2 to hide eggs
- Egg stuffers - Sunday school, Preschool (if preschool, call paper for publicity, maybe even Sunday School), fellowship event, could be used to accomplish this. *Stuff at least 1 week prior*

9. **Food and drink**—This usually is lemonade, water and cookies. Coolers have been provided by members in the past. Cookies are usually donated by members as well.

10. **THE BIG DAY**—3 hours prior—hide eggs, set up registration table, set out food, rehearse skit one more time. Make sure any AV equipment is working and ready then HAVE FUN

Fishing Derby

In early summer, usually after school is out, most states will offer one day of fishing without a fishing license. Schedule your Fishing Derby on that day. Check with your state if such a day is offered. Illinois does offer such a fishing day.

- Contact your local, county or state preserve for a pond, lake or river to fish.
- Reserve the site
- Contact local businesses for prizes—biggest fish, most fish, youngest fisherman, oldest fisherman, etc. Give prizes for 1st, 2nd, 3rd place and honorable mentions. In essence, try to give away something to everyone.
- Contact the state fish and game office to procure materials from them, i.e. rule books, coloring books, maps, etc. They may even give you plastic bags (grocery bags) to put all these things in.
- Have a group from your congregation Pioneers, Teens, etc. provide refreshments.
- Have members placed around the pond to measure and record fishies caught. Have them also take digital pictures so that you can send them to all the participants.
- Have members register those fishing - name, parent's name, address, phone number and if they belong to a church. If unchurched, place them on your prospect file. (Most of the children that participated were not members of our congregation.)
- Contact local newspapers about the Fishing Derby. Our derby has attracted 60-70 people each year. We have had pictures and write-ups in the Daily Herald and local newspapers. Contact the papers to advertise the event.
- Make up a pamphlet announcing the Fishing Derby. Send the pamphlet home with preschool children, Sunday school children, Christian Day school children to give to friends and family. Families can take pamphlets home and give to neighbors.
- Take the pamphlet announcing the fishing derby, a congregational advertisement, school advertisement and place them into a doorknob hanger bag. Have members hang them up in neighborhoods where there are children. Send out a mailing to the people on the prospect file.
- Put those who are not members on a mailing list for future events.
- Pray.

Parent's Day Out (Christmas For Kids)

The materials for this can be picked up from the WELS Evangelism office. We tried this at Hope this past December for the very first time. We had 28 volunteers and had 62 children from ages 3 through sixth grade. They were at our church from 9:00 a.m. until 3:00 p.m. We asked that the children bring a sack lunch. Snacks were provided. One of our members wrote a skit for the children to perform at the end of the day for their parents. Most of the children that attended were not from our congregation.

There are several things needed to make this event work:

- Pick a date and times that will be a benefit to parents who need time to finish shopping, decorating, wrapping gifts, etc.
- Advertise, advertise, advertise through school children, doorknob hangers, newspapers, ask members to take informational/registration sheets to friends, relatives, and neighbors, mailings.
- Gather a willing and eager staff. This is an extremely hectic time of the year for everyone. Prepare for this special day way before Thanksgiving. Then when the date arrives, all that needs to be done is implementation. At registration—before the event or at the door—get name, address, phone number, parent's name, and if they belong to a church. If they are unchurched, place them on the prospect file.
- Take lots of digital pictures. Send a picture to each child. This will remind the parent/child of the fun time they had. We set up a looping slide show as the day progressed. We then showed it on the Sunday after the event.
- Pray.

Fall Festival

Every October our Preschool puts on a Fall Festival. This is really neat. It's a lot of fun for families and children. The event is held from 11 a.m. until 2:00 p.m. 162 children and adults attended last year. Over 40 volunteers helped out. Most of the people who attended this event were not members. It is a good outreach tool. This event could also be hosted by Pioneers, Christian Day School, Teens, etc.

- Registration: name, parent's name, address, phone number, and whether they belong to a church. If unchurched, place the name in the prospect file and put them on the mailing list for future events.
- Activities at Fall Festival: Bible story time, face painting, pumpkin/gourd painting, find a prize in a pile of leaves, little kids' games. We also had a booth for taking digital pictures. We gave printed pictures to everyone.
- Food: Caramel apples, popcorn, donuts, apple cider, coffee. You could also provide hotdogs, ice cream, brownies, etc. Be creative.
- Advertise, advertise, advertise through school children, members, doorknob hangers, newspaper, mailings, etc.
- Pray.

Kite Flying Contest (Go Fly A Kite!)

This event depends a whole lot on weather and access to a really large open area. Our congregation is going to try to hold this event this spring or summer. Just a short distance from our church is a huge open area that is owned by the Park District. We haven't set any plans down for this, but I will give you my vision for this event.

- Pick a date, time, and secure a location that will work.

- Limit the participants to children (with help from parents/grandparents). Maybe have 3-4 age groups.
- Contact local businesses for prizes - longest time in the air, most colorful, most creative, handmade, youngest kite flyer, etc. Try to make sure that everyone gets something to take home.
- Have volunteers take pictures of each child with their kite and send it to them as a reminder of their fun day.
- Have volunteers keep track of the kite's time in the air. Have members serve as judges for the creative end of the prizes.
- Have a group from the congregation provide snacks and take registration - name, parent's name, address, phone number, and if they belong to a church. Place the unchurched on the mailing list.
- Send something home with each family - use your imagination. Don't let them forget that day.
- Advertise through information handed out at school, at church, doorknob hangers, mailings, and newspapers. Also call the local newspaper to come out and take pictures. To my knowledge not too many congregations hold a kite-flying contest. One of a kind, possibly. Imagine 40-60 kites flying at one time.
- Pray.

Vacation Bible School

This past summer we tried a completely different type of Vacation Bible School. Instead of having one session for Bible story, one session for music and one session for art, we tried to have stations. We placed about 10-12 children in each group. Each group consisted of children of different ages. Each group had a group leader. Each group would go to a different station every 20-25 minutes. We even had a group make snacks for -all the other groups. By the end of the week, each group made snacks for the others. The building was decorated for our "Super Cool Undersea Bible Adventure." 135 students registered for our SCUBA. We had 50 volunteers. We took lots of digital photos and made a CD slide show with the photos. We gave each child a CD. Our church picnic was held on the Sunday after VBS, and we had 178 people in attendance. The children sang some of the songs they learned at VBS. It was a great celebration. Planning for VBS begins in January. We hope, God willing, to have 150-200 students at VBS this summer.

Some thoughts:

- Plan early.
- Start getting staff early. Have one overall coordinator with leaders in the different areas: Music, art, food, etc.
- Registration: name, parent's name, address, phone number, do they belong to a church. Unchurched goes on a prospect list. Put them on mailing list for future events
- Take lots of pictures and get them to the kids so they can remember the fun they had.
- Invite children, parents, staff, friends, neighbors, etc. to the special service on the Sunday after VBS. If possible make it an outdoor service, a little less formal, and have a potluck noon meal, (We had about 140 people stay for lunch) followed by games, etc.
- Advertise the event in newspapers, lawn signs, mailings, doorknob hangers, etc.
- Don't forget to do follow up with the prospects.
- Don't forget to have a thank-you dinner for the VBS staff.
- Pray.

Reverse Trick or Treat

We have never done this in our congregation, but one of our members in an assisted living home experienced it and gave me all the materials. A group of children came to her room, knocked on the door and yelled, “Trick or Treat!” The children then handed her a paper bag with diabetic candy inside, a pamphlet from their church, and a fall decoration. They were not looking for any treats at all. They came to give her a treat.

To do this in our neighborhoods at the time of Halloween probably wouldn't be a good idea because of all the kids out on the street. Why not try this right before Easter? Don't look at me like that. Here are some thoughts:

- A week before the Easter Egg Hunt or even if you don't have an Easter Egg Hunt, have reverse trick or treat two weeks before Easter.
- In the bag place a little bit of candy, a pamphlet about your church, an invitation to the Egg Hunt and/or Easter Services, a little statement about the resurrection of Jesus and some homemade Easter decoration –Easter Lily made out of construction paper or foam or refrigerator magnet.
- Send children out with adults. When they ring the doorbell and someone answers the door, have the children say, “Trick or Treat.” The response will be a questioning look. Then a designated child would say, “Easter and the empty tomb were not a trick. It really happened. Jesus gives us an eternal treat in heaven.” Then hand them a bag inviting them to your services. This will definitely give those answering the door something to think about.
- Start and plan early. Have everything made up ahead of time.
- Stuff the bags.
- Recruit enough volunteers.
- Rehearse with the children what they will be saying at the door.
- If possible visit families on your prospect list.
- Pray.

Live Nativity

There are a number of churches that have a live Nativity scene the weeks before Christmas. A congregation can have several children involved in this. When my congregation in Gillette, WY did it we were the only church in town that had ever thought of that. We had lots of newspaper space—pictures and a write up. We had about 40 people involved. While we were standing out there we sang Christmas songs. A suggestion would be to have people dressed as shepherds hand out candy canes and invitations to the Christmas services to people in their cars as they slowly drive past and enjoy the singing. Lots of work goes into preparing for this - especially costume making. The ELS Mission Congregation in Plainfield/Oswego held a live Nativity scene this past December.

Virtual Bethlehem

Tree of Life Evangelical Lutheran Church in Cary, NC put on a “Virtual Bethlehem” before Christmas. Basically it was as if you stepped back in time and walked through a museum and heard about creation, the many proclamations of the Promised Messiah, and the birth of Jesus, the shepherds and the wise men. This mission congregation advertised on radio, and through newspaper, mailings, doorknob hangers, etc. The congregation was hoping to get 300 visitors. About 600 people went through their virtual Bethlehem. Lots and lots of planning went into this. I have a CD video of this event. Our son Jeremiah is serving as a vicar there.

Free Baptisms

There was an article in the “Forward in Christ” some time ago about reaching out to the Hispanic population through free Baptisms. The Roman Catholic Church charges an amount of money for a child to be baptized. Also, Baptisms are not performed unless other church functions are also paid for. Free Baptisms could possibly be used as an outreach tool.

PointOfPower.Com

Rev. Mark Schulz of Bay City, MI has produced power point presentations for children. “Kid Talk to God Talk” is the name of his children evangelism program. Check out his website: www.rointofpower.com.

Age Related/Organization Outreach

Pre-Preschool

- Playgroup: At Hope we have parents and pre-preschool age children gather on Sunday morning during Sunday school/Bible Class. This group hears a Bible story and then encourages and supports one another with suggestions that assist parents of tiny Christians in their nurturing and bringing the little ones up in the Word of God. (We had one street survey respondent who asked whether we had something for the real little ones. She was looking for something like our Playgroup.)
- Offer parenting classes for new parents
- Offer bathroom training classes—have experts in this field give presentations.

Preschool Age

- If your congregation has a preschool, get involved with the preschool. Meet the parents. Read to the children. Have weekly/monthly devotions with the children so they get to know you.
- Meet with the unchurched parents of the preschool students in your school.
- Events such as: Fall festival/Kite Flying/Singing in a worship service/Fishing Derby/Church Picnic/VBS/Easter Egg Hunt
- Have a children’s clothing exchange at church for children newborn to maybe 5 years old. Bring clothes that are too small for your child and pick up larger clothes for your children. Recycling children’s clothes. Hold this over several weekends a year. Advertise this.

Sunday School

- Bring a friend Sunday or Sundays.
- Sing in worship services.
- Teach them the importance of sharing the Gospel and teach them how to do that.
- Ask the children to hang up doorknob hangers. Those young legs can cover a lot of homes in a short time.
- Have a Sunday school roundup—A festival celebrating the beginning of the school year. Invite friends, have special activities, etc.
- Sunday school sponsors an event at church - bicycle safety; fire safety, etc.
- Teach the children Law/Gospel presentations and have them practice them.

Christian Day School

- Teach the children Law/Gospel presentations and have them practice them.
- Ask them to hang up doorknob hangers.
- Sponsor a festival in the fall and maybe a musical/operetta/play in the springtime.
- Sponsor a carnival of some sort. Hold it at a park.
- Utilize some of the events listed in this paper.
- Get the word out about the education that you provide. Set up a booth at a fair or mall.
- Sponsor babysitting classes. Start up a “Babysitters’ Club” within the school.

Teens

- Teach the teens a Law/Gospel presentation, have them practice it and then have them go to a mission congregation and help the congregation with canvassing and witnessing. This would help the teens verbalize their faith in Jesus, learn first hand the joy of witnessing for Jesus, help a mission congregation and possibly lead them to become a pastor or teacher.
- Have several teens serve on the Evangelism Committee to get a teen’s point of view of what would work in leading teens to the Savior.
- Have the teens sponsor one of the events listed in this paper.
- Teens could sponsor an all-nighter at a YMCA and invite friends. Activities would have to be upbeat and appealing to teens.
- Teens invite friends to a movie and then come back to church to analyze the movie.
- Talk to local police and parents and seek permission to keep the teens up all night long on the street without money and a place to spend the night so that they would be able to experience what a homeless person experiences. Then have them work in a shelter. Teens should invite a friend to come along with them. All of this would be under adult supervision.
- Teens could sponsor a discussion on birth control discussion, relationships with parents, dating, etc.

Pioneers

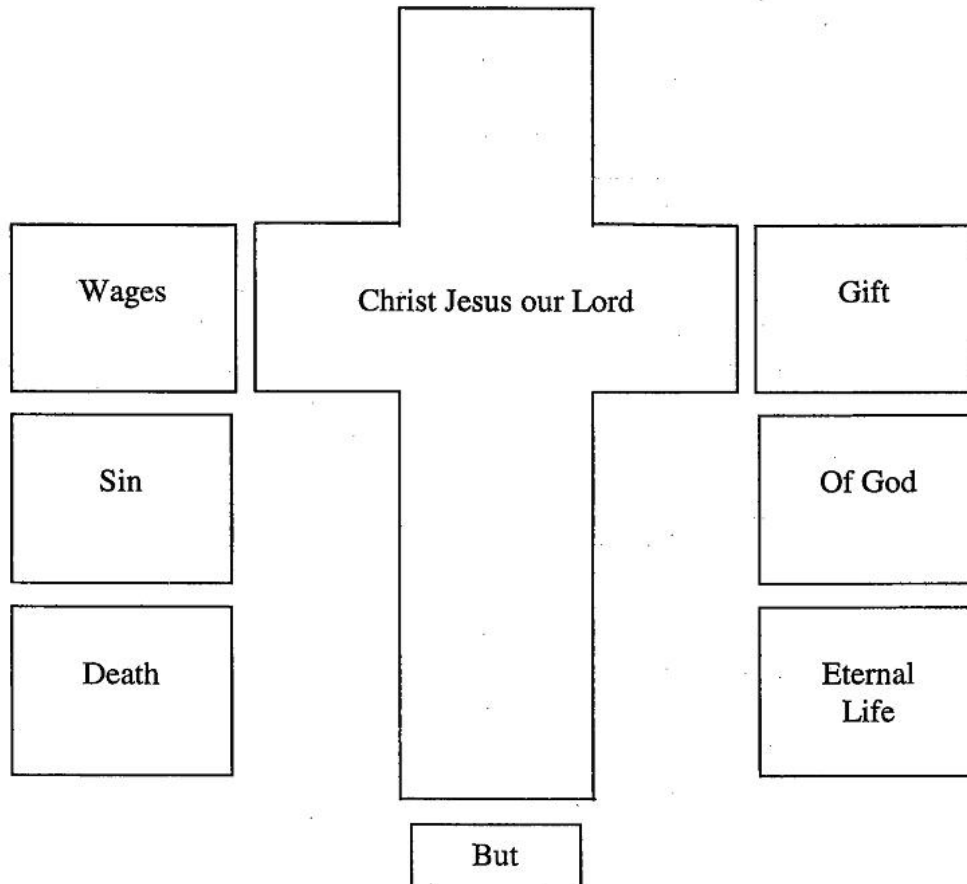
- Pioneers sponsor one of the events listed in this paper.
- Bring a friend night - movie, canoeing, camping, etc.
- Build a kite night—bring a friend—then sponsor kite flying contest.
- Sponsor bicycle safety, fire safety, or conservation presentation.

The One Verse Method

In this approach you would diagram the passage as demonstrated below:

Speaking first of the law as described in the words, wages, sin, and death, and (but) Speaking secondly of the gospel as described in the words, gift, of God, eternal life, and then Announce that all this is ours in Jesus Christ our Lord, who is our Savior; who by his life, death and resurrection paid for our sins and gives us life and salvation.

ROMANS 6:23
THE WAGES OF SIN IS DEATH
BUT
THE GIFT OF GOD IS ETERNAL LINK
IN
CHRIST JESUS OUR LORD



“Handy Witnessing”

By Paul Steinberg

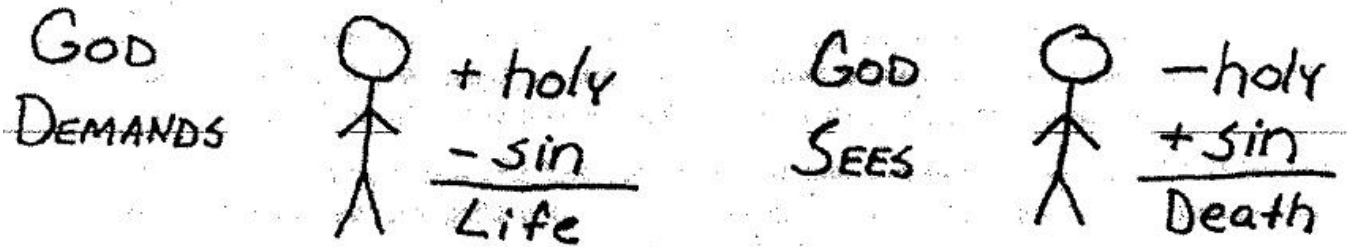
A version of God’s Great Exchange by David Valleskey

- Thumb --Does their spiritual situation rate a thumbs up or a thumbs down?
 - Key Questions: If you died tonight, are you sure that you would be in heaven? Why are you (un)certain --or let me put it this way: If you died tonight and faced God and he asked you, ‘Why should I let you into my heaven?’ what would you say?
 - Passage: 1 John 5:13 These things are written ... so that you may know that you have eternal life. Illus.: A person writes a letter to let his friend know facts. (e.g. What’s the new baby’s name, when he is going to visit, etc.) God didn’t write the Bible to leave you guessing.

Transition: I am certain of my eternity, may I share with you why I am certain and how you too could be certain of heaven?

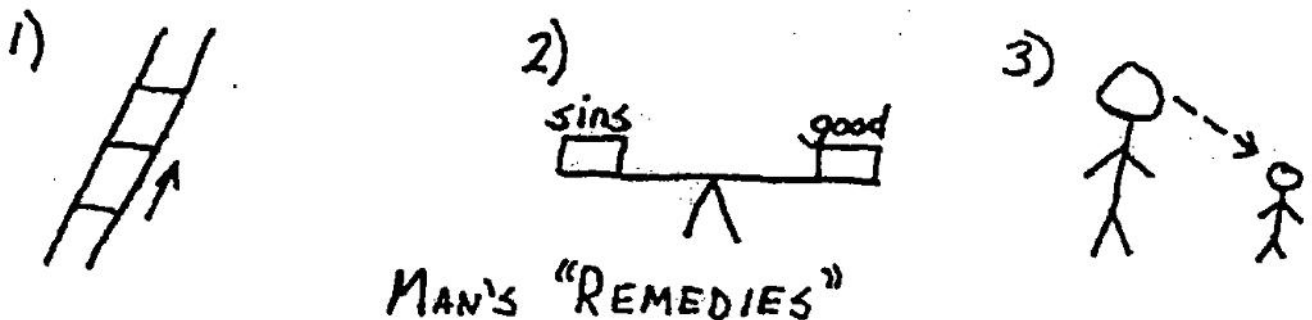
- Pointer --Point out man’s sin.
 - God demands: Lev. 19:2 “Be holy (or perfect) because I the Lord your God am holy (perfect). Illus.: A billionaire accepts only a flawless diamond, a perfect car etc. God, who is absolutely perfect accepts nothing less than perfection.

- o God sees: Romans 3:23 “All have sinned and fall short of the glory of God.” Illus.: Long jump across Grand Canyon -no one, even if he were an Olympic athlete could succeed at the jump -in the end the result would be the same for all, death. We all are short of perfection and deserve the same fate, eternal death. Or you want to go to a movie but don’t have enough money. It doesn’t matter if you are 5 cents short or \$10 you won’t get in. if we are even just one sin short of perfection we don’t deserve to get into heaven.
- o Result: Romans 6:23 “The wages of sin is death.” Illus.: A person gets a check for a 40-hour week because he deserved it. By committing one sin we earn a paycheck of eternal death.



- Middle Finger (The strongest finger) --Man thinks he is strong enough to make it by himself
 - 1) “I’ll try harder” ladder --No one can make it all the way to the top which is perfection.
 - 2) “I can balance my sins with being good” --One flaw ruins a diamond no matter how good the rest is.
 - 3) “But look how much better I am than...”--God will judge you alone and compare you to his own perfection


Passage: James 2:10 “Whoever keeps the whole law, and yet stumbles at just one point, is guilty of breaking all of it.” Illus.: There is no such thing as kind of pregnant, or kind of alive, or kind of perfect. If you aren’t absolutely perfect, you are imperfect and deserve God’s judgment.



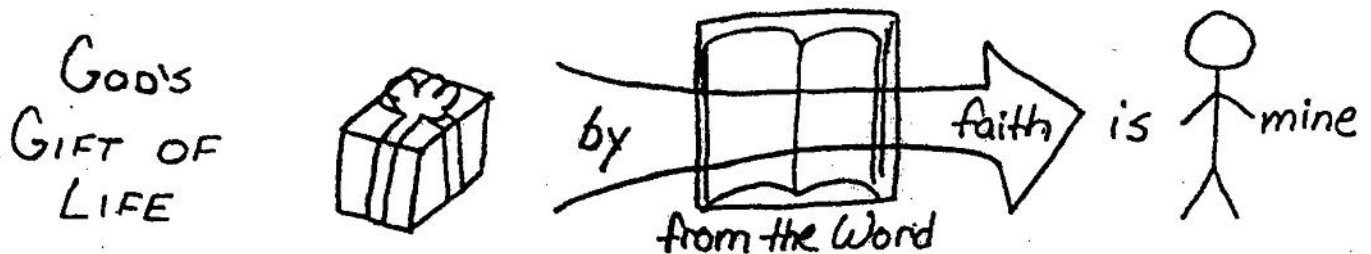
- Ring Finger (finger for wedding ring, symbol of love)—God’s remedy is his love.
 - o Passage: John 3:16 “For God so loved the world that he gave his one and only son, that whoever believes in him should not perish, but have eternal life.” Illus.: Love motivates parent of dying child to do anything to save him, even give up his own life trying. God has such love for the whole world which includes you.
 - o Passage: John 8:46 Jesus said, “Can any of you prove me guilty of sin?” and no one could. Illus.: If an investigation was made of anyone they could be proven guilty of sin. Jesus was the

exception. Recount Jesus' suffering and death. Illus.: Like innocent man sent to gas chamber, Jesus innocently was killed for us.

- Passage: Isaiah 53:6 "The Lord laid on him the iniquity (sin) of us all." Illus.: A superhero picked you up and carried you over the Grand Canyon. Or someone paid your admission to the movie you couldn't afford. Jesus Christ has done for you what you couldn't be perfect. Jesus has paid with his blood the price you couldn't to get you into heaven.



- Pinky—"I" in sign language) What Jesus did becomes theirs through faith created and sustained by God's
 - Passage: Romans 6:23 "The wages of sin is death, But the gift of God is eternal life in Christ Jesus our Lord." Illus.: A birthday gift is not earned. You do not in anyway earn eternal life; God has done it all.
 - Passage: Eph. 2:8,9 By grace you have been saved, through faith -and this is not from yourselves, it is the gift of God." Illus.: The Post office has determined that mail will come to people by means of mailboxes etc. God determined that what he did would come to people through faith, simple trust in what God has said and done. Even this faith is a gift (as described above) and nothing we do by our own strength or deserve.
 - Passage: Romans 10:17 "Faith comes from hearing the message, and the message is heard through the Word of Christ." Illus.: Someone can know and trust that they are loved only if they are told about it. We know and trust we are loved by God (faith) only by what he has told us' in his Word. A spouse or child needs to be reminded again and again that they are loved. The more it is heard the more they are certain of it. We need to again and again hear God say "I love you!" through his Word to build up our faith in his love.



Open Hand: Inviting them to hear more about God's love.

- Ask key questions again and find out if they followed you. Leave them with an outline of the law and gospel. Leave other literature or a Bible with them. Invite them to hear more thoroughly how God loves them in a Bible Information Class. Offer to attend this class with them. If they are not interested in such a commitment offer to personally explain more to them at a specific future time. Pray for them.

To Greet Or Not To Greet, That is The Question!

The Bible Study

John 13:35: “By this all men will know that you are my disciples, if you love one another.”

- What is a disciple?
- What does a disciple do?
- What does it mean to be a disciple of Jesus Christ?
- The Greek word for “love” is “agape.” What does that kind of love mean?
- How can we show this kind of love to people who are visiting or are guests to our worship services?

Matthew 10:40-42: “He who receives you receives me, and he who receives me receives the one who sent me. Anyone who receives a prophet because he is a prophet will receive a prophet’s reward, and anyone who receives a righteous man because he is a righteous man will receive a righteous man’s reward. And if anyone gives even a cup of cold water to one of these little ones because he is my disciple, I tell you the truth, he will certainly not lose his reward.”

- These are the Lord’s words to His disciples before Jesus sends them out. Jesus is telling His disciples that if anyone receives them, takes care of them, helps them, it is as if they are doing it to Him and He will bless them. The prophet’s reward and the righteous man’s reward are not eternal life in heaven. We do not earn heaven by anything we do for God. We rather share in the blessing they receive through the Word of God: peace with God, patience in time of tribulation, confidence to pray, and the like.
- How do we receive eternal salvation?
- Here Jesus is speaking about the blessings with which God graciously rewards our fruits of faith, our good works, even such a simple gesture as giving a cup of cold water to a thirsty child. When we do this as an expression of our Christian faith, God is pleased, and He will find a way to reward us. We may forget, but our Lord will remember every act of service.
- All Christians are ambassadors for Christ, whether they are full time workers in Christ’s church or earning their living in some other occupation.
- How should we receive guests and visitors to our worship services? Why should we welcome them to our worship services?
- When we warmly welcome guests and visitors what are we expressing?
- How could the Lord use our welcome of guests and visitors?
- What motivates us in our welcoming of guests and visitors?

Mark 9:33-37: “They came to Capernaum. When He was in the house, He asked them, ‘What were you arguing about on the road?’ But they kept quiet because on the way they had argued about who was the greatest. Sitting down, Jesus called the Twelve and said, ‘If anyone wants to be first, he must be the very last, and the servant of all.’ He took a little child and had him stand among them. Taking him in His arms, He said to them, ‘Whoever welcomes one of these little children in my name welcomes me; and whoever welcomes me does not welcome me but the one who sent me.’”

- What were the disciples arguing about?
- Why didn’t they tell Jesus what they were arguing about?
- How can someone who is first be the servant of all?

- What does it mean to be a servant of all?
- What does it mean to welcome children in the name of Jesus?
- Why is it important to welcome children in the name of Jesus?
- Does this hold true to adults as well?
- According to the last verse, how important is it for us to welcome guests and, visitors to our worship service?
- In reality, then, whom are we welcoming?
- From studying these Bible passages, how important is a welcoming congregation?

The How To

What do we do with a visitor or guest who is coming to the door?

- A. Ignore them
- B. Pounce on them
- C. Give them a little time get their bearings

How do we greet them?

- A. With a grunt
- B. With warm words of welcome, a smile, a handshake and introduction
- C. With a grunt and a smile

When they introduce themselves to us we should?

- A. Think about how the Packers will beat the Bears this season
- B. Repeat their names, listen intently, make mental notes of their conversation
- C. Mention that you are lousy with names and probably won't remember theirs

What should we do if the visitors have children?

- A. Shake their hands also, repeat their names, and invite them to Sunday school
- B. Ignore them because they are only children and you only want to impress their parents
- C. Notice the children and tell the parents that your children look better

What should we do if the visitors have infants?

- A. Tell them that we don't want their baby to disturb our worship so the kid better be quiet
- B. Tell them that if their children are fussy they should leave
- C. Tell them that we want their children in worship, but we have a nursery if the children fuss and than show them where the nursery is

If they are new to our building and need a bathroom we should

- A. Tell them to use the computer in the office and check out mapquest
- B. Guide them personally to our bathrooms
- C. Point and grunt

After finding out that the visitors are not familiar with our worship we should

- A. Offer to guide them through the worship service
- B. Point them to a hymnal and say, "It's all in there."
- C. Let them be surprised and not say a word

It's time for them to enter the nave, we should

- A. Let them find their own seat
- B. Usher them to a seat and make sure the children have kids' bulletins and crayons

C. Point to an open seat in the front row

After the service we should

- A. Ignore them, since they endured a worship service
- B. Visit with them again and introduce them to other members
- C. Quiz them about the sermon text, theme, parts, and what the hymns were
- D. Ask them to sign a guest book providing their name, address, and phone number
- E. Ask them about their feelings about our worship service
- F. Invite them to come back to our church and Sunday school
- G. Shake hands with them and repeat their names

Some other suggestions

- A. Maybe write down their names for yourself
- B. On weekends that you are not greeting/ushering maybe watch for the visitors that you know.

**Hope Ev. Lutheran Church
West Chicago, Illinois
Street Survey**

1. What do you feel is the greatest area of need in the community that a church or church body can help with?

- A. Youth activities
- B. Preschool/Daycare
- C. Working with the homeless or needy
- D. Working with the elderly
- E. Working with families
- F. Something not mentioned

2. Are you actively attending a place of worship?

3a. *If they give a positive response to Question 2:* What is the name of that place of worship?

3b. What do you like most about your place of worship (church, temple, etc.)? *(This question would complete the survey of those who are already churched)*

4a. If they give a negative response to Question 2, either “If you were looking for a church, what would you look for?” or simply offer them a pamphlet. *Following that, thank them and wish them a nice day.*

4b. *Ask them:* Would you like to receive more information about our church? *(Following this, thank them and wish them a nice day.)*

Address (and Name, if they want info):

Comments

Any Prospects?

Our Evangelism Committee is looking for prospects – people who need to hear the good news of our salvation through Jesus Christ. Pastor is looking for someone that he might invite to an Adult Information Class. This class is designed primarily for non-members, unchurched individuals, interested in learning what the Word of God declares. We ask your help in soliciting prospects for this class. If you know of anyone who might be interested, please fill out as much of the following as you can concerning them. Give this slip to Pastor or to an usher. Slips may be mailed to the church.

Name of Prospect: _____

Address: _____

_____ **Ph. #** _____

Age: _____ **Married:** _____ **Yes** _____ **No**

Number of children _____ **Ages** _____

Place of Employment: _____

Religious Background, if any _____

___ **Relative** ___ **Friend** ___ **Neighbor**

___ **Acquaintance** ___ **Student** ___ **Unchurched**

___ **Work Associate** ___ **Non-Attending** ___ **Asked to see pastor**

Additional Comments: _____

(Signed) _____

___ **You may use my name**

___ **Do not use my name**